



# SWAYAM EXAMINATION 2019

FREE ONLINE EDUCATION



# swayam



शिक्षित भारत, उन्नत भारत

**Ministry Of Human Resource Development,  
New Delhi**

## 1. About SWAYAM

SWAYAM is a programme initiated by Government of India and designed to achieve the three cardinal principles of Education Policy viz., access, equity and quality. The objective of this effort is to take the best teaching learning resources to all, including the most disadvantaged. SWAYAM seeks to bridge the digital divide for students who have hitherto remained untouched by the digital revolution and have not been able to join the mainstream of the knowledge economy.

## 2. SWAYAM Examination

*Please read this brochure carefully before registering for SWAYAM examination. The last date for registration is 31.12.2018*

- a) The examination for the SWAYAM courses is scheduled to be held on 19.01.2019 & 20.01.2019
- b) There will be two examinations on each day i.e. four examination slots.

Date	Exam Slot	Exam Timing
19.01.2019	Slot 1	9:00 AM to 12:00 Noon
	Slot 2	2:00 PM to 5:00 PM
20.01.2019	Slot 3	9:00 AM to 12:00 Noon
	Slot 4	2:00 PM to 5:00 PM

- c) The 39 SWAYAM courses for which the exams are going to be held have been divided among four slots.
- d) The slot wise examination schedule (list of courses) is available in **Annexure 1**.  
In case candidate has enrolled for more than one course falling in the same slot the candidate has to make a choice carefully as to which course he/she would like to appear for exam. Please note that the candidate will be able to appear in exam for only one course in one slot. Once you select the course for exam and pay the fees it cannot be changed.
- e) The student/learner who has enrolled in any of the 39 courses are eligible for appearing for the examination of that course.
- f) The students who successfully clear the examinations i.e. score 40% or more will be issued a certificate by SWAYAM which can be used for credit transfer the credits to the concerned university/ Institute.
- g) The examination will be held in 56 cities across the country. The state wise list of centres (cities) is available in **Annexure 2**.
- h) The examination fee for each course is Rs. 1000/- for general candidates and Rs. 500/- for SC/ST/OBC/PwD and women candidates. The original certificate should be produced at the exam centre for verification.
- i) The exam fee for the candidates who successfully clear the examination i.e. (score 40 % or above marks) would be reimbursed.

- j) The Students/learners who have already paid the examination fess in the UGC 17 Courses (list of Courses is available in **Annexure-3**) need not pay the fees again. They are requested to register for the examination and choose the centres.

## 2. Procedure for exam registration

### A. Students/learners applying for examination for the 1<sup>st</sup> Time.

### B. Students/learners who have already paid the examination fee.

#### A. Students/learners applying for examination 1<sup>st</sup> Time.

- a) The student after login should select “**My Courses**” option and in the course filter “**Past**” in the dashboard. Then the list of the enrolled courses would be displayed.
- b) Choose the course for which student would like to appear for the examination. In case the student is intending to appear for examination in more than one course, the same procedure will have to be followed for each course.
- c) Click on the “**Apply for Exam**” button which would be on the right of each course listing.
- d) Now your personal details will be displayed, use the button “**No let me update My Personal Data**” and upload your photograph and signature. In case you have already uploaded your photograph and signature in your profile then this step is not required. The photograph and signature requirement/ specification are at **Annexure 4**.
- e) Now you can proceed to select the exam location by clicking the button “**YES, PROCEED TO EXAM LOCATION**”
- f) You have to select the course name and then select the exam centre by first selecting the state and then the city within the state.
- g) You can give your primary (**first**) and secondary (**second**) choice of the exam centres. Please ensure that in case you are appearing for two exams in the same day, your choice of primary and secondary centres (**cities**) should be same.
- h) Now you can proceed for payment of exam fee by clicking the button “**YES, PROCEED TO PAYMENT**”
- i) You can select ONLINE PAYMENT mode and then do the payment using Credit card / Debit card / Net Banking
- j) The same procedure should be repeated for each course in which the student would like to appear for the examination (maximum four courses)
- k) The procedure for downloading the Hall ticket will be emailed to all the students who have registered for the exam. The information will also available on SWAYAM website (**swayam.gov.in**) at least one week before the examination.
- l) Step by step screenshots of procedure for exam registration are available in **Annexure 5**.

## **B. Students/learners who have already paid the examination fee.**

- m) The student after login should select “**My Courses**” option and in the course filter “**Past Courses**” in the dashboard. Then the list of the enrolled courses would be displayed.
- n) The list courses for which student already paid the examination fess would be displayed. A Paid Image will be displayed along with “**Apply for Exam**” button. Student have to choose “**Apply for Exam**” button.
- o) By Clicking on the “**Apply for Exam**” button, the students will be redirected to page where students have to select the **new Primary and/or Secondary examination location and slot of the examination.**
- p) Then by selecting the desired **Primary and/or Secondary examination location and slot of the examination, student will** “Proceed to Register” to apply the new exam schedule.
- q) Step by step screenshots of procedure for exam registration are available in **Annexure 6.**

### **3. For students who want to appear in multiple exams**

- a) While choosing the centre (city) for examination they have to ensure that they choose the same city for both the slots on the same day. From the logistic point of view, the candidates are advised to choose the same city for 3<sup>rd</sup> and 4<sup>th</sup> slot also.
- b) Please note that student would be able to choose only one course in each slot. I.e. student can appear for a maximum of four exams spread across four slots. Those students who are doing multiple courses should ensure that the courses that they are choosing for examination are in different slots.

### **4. Last date for registration**

**The last date for registration for SWAYAM examination is 31.12.2018**

### **5. Contact Us**

For any further clarifications students can contact us through the 1800 121 9025 or write to us at support@swayam.gov.in

\*\*\*\*\*End of Document\*\*\*\*\*

**Annexure 1**

**Examination Schedule:19.09.2019 & 20.01.2019**

<b>S. No</b>	<b>Course Code</b>	<b>Course Title</b>	<b>19.01.2019 Slot 1 Day 1 Forenoon Session (9:00 AM to 12:00 NOON)</b>	<b>19.01.2019 Slot 2 Day1 Afternoon Session (2:00 PM to 5:00 PM)</b>	<b>20.1.2019 Slot 3 Day 2 Forenoon Session (9:00 AM to 12:00 NOON)</b>	<b>20.1.2019 Slot 4 Day 2 Afternoon Session (2:00 PM to 5:00 PM)</b>
1	5190	Bibliometrics and Scientometrics	Yes			
2	5001	Introduction to Public Administration	Yes			
3	5023	Landscape Study	Yes			
4	5198	Biostatistics	Yes			
5	5195	Distribution Free Methods	Yes			
6	5011	Artificial Intelligence	Yes			
7	5003	Educational Administration, Management and Leadership in School Educat	Yes			
8	5189	Advanced Constitutional Law	Yes			
9	5160	Dalit Sahitya	Yes			
10	5128	Indian Culture and History	Yes			
11	5009	Knowledge Society		Yes		
12	4999	Portrait Study		Yes		
13	5200	Discrete Data Analysis		Yes		
14	5154	Partial Differential Equations		Yes		
15	4996	Poetics and Aesthetics		Yes		
16	5164	Access to Justice		Yes		
17	5163	Environmental Law		Yes		
18	5146	Intellectual Property		Yes		
19	5201	Econometrics Analysis		Yes		
20	5141	Tourism Planning and Sustainable Development		Yes		
21	5151	Integral Equation and Integral Transform			Yes	
22	5152	Numerical Analysis			Yes	
23	4995	Indian Philosophy: An Introduction			Yes	
24	5157	Adhunik Kavya : Khand 2			Yes	

25	5207	City and Metropolitan Planning			<b>Yes</b>	
26	5149	Corporate Law			<b>Yes</b>	
27	5147	Food Microbiology and Food Safety			<b>Yes</b>	
28	5150	Information and Communication Technology			<b>Yes</b>	
29	5144	Substantive Criminal Law			<b>Yes</b>	
30	5167	Aesthetics & Philosophy			<b>Yes</b>	
31	5158	Creative Painting				<b>Yes</b>
32	5166	Mural Study				<b>Yes</b>
33	5142	Topology				<b>Yes</b>
34	5051	Vedic Language and Literature				<b>Yes</b>
35	5206	Biomolecules : Structure, Function in Health and Disease				<b>Yes</b>
36	5162	Criminal Justice Administration				<b>Yes</b>
37	5159	Hindi Sahitya Ka Itihas				<b>Yes</b>
38	5143	Research Methodology				<b>Yes</b>
39	5188	International Human Rights System				<b>Yes</b>

**Annexure 2**  
**SWAYAM Examination Centres (cities)**

The following table gives list of the cities in which SWAYAM Examination 2018 is planned to be held.

<b>SI no.</b>	<b>State</b>	<b>City name</b>
1	Andaman and Nicobar	Port Blair
2	Andhra Pradesh	Guntur
3	Arunachal Pradesh	Itanagar
4	Assam	Guwahati
5	Assam	Tezpur
6	Bihar	Patna
7	Chhattisgarh	Raipur
8	Chhattisgarh	Bilaspur
9	Goa	Panaji
10	Gujarat	Ahmedabad
11	Gujarat	Vadodara
12	Gujarat	Rajkot
13	Gujarat	Patan
14	Haryana	Kurukshetra
15	Haryana	Rohtak
16	Haryana	Hisar
17	Himachal Pradesh	Shimla
18	Jammu and Kashmir	Jammu
19	Jammu and Kashmir	Srinagar
20	Jharkhand	Ranchi
21	Karnataka	Bengaluru
22	Karnataka	Mysore
23	Kerala	Thrissur
24	Kerala	Thiruvananthapuram
25	Madhya pradesh	Bhopal
26	Madhya Pradesh	Jabalpur
27	Maharashtra	Aurangabad
28	Maharashtra	Mumbai
29	Maharashtra	Nagpur
30	Maharashtra	Pune
31	Manipur	Imphal
32	Meghalaya	Shillong
33	Nagaland	Kohima
34	New Delhi	New Delhi
35	Odisha	Berhampur
36	Odisha	Bhubaneswar
37	Panjab	Chandigarh
38	Puducherry	Puducherry
39	Punjab	Amritsar
40	Punjab	Patiala

41	Rajasthan	Udaipur
42	Rajasthan	Bikaner
43	Rajasthan	Kota
44	Rajasthan	Jodhpur
45	Sikkim	Gangtok
46	Tamil Nadu	Tiruchirapalli
47	Tamil Nadu	Madurai
48	Telangana	Hyderabad
49	Tripura	Agartala
50	Uttar Pradesh	Aligarh
51	Uttar Pradesh	Allahabad
52	Uttar Pradesh	Gorakhpur
53	Uttar Pradesh	Lucknow
54	Uttarakhand	Dehradun
55	West Bengal	Burdwan
56	West Bengal	Darjeeling



**Annexure-3**  
**List of 17 Courses**

S.No	Course Code	Course Name
1	5190	Bibliometrics and Scientometrics
2	5001	Introduction to Public Administration
3	5009	Knowledge Society
4	5023	Landscape Study
5	4999	Portrait Study
6	5167	Aesthetics & Philosophy
7	5198	Biostatistics
8	5158	Creative Painting
9	5200	Discrete Data Analysis
10	5195	Distribution Free Methods
11	5201	Econometrics Analysis
12	5151	Integral Equation and Integral Transform
13	5188	International Human Rights System
14	5166	Mural Study
15	5152	Numerical Analysis
16	5154	Partial Differential Equations
17	5142	Topology

**Photograph and signature requirement/ specifications:**

Table shows the samples of acceptable good quality photographs and poor quality unacceptable photographs.






**Sample Photographs**

<b>A: Sample Photographs: Accepted</b>		
		
<b>B: Sample Photographs: Rejected</b>		
 <b>Smaller in size (Standard size is 3.5 cm × 4.5 cm)</b>	 <b>Wearing colored glasses or Sunglasses</b>	 <b>Glare on spectacles</b>
 <b>Improper background</b>	 <b>Not looking into the camera</b>	 <b>Improper background</b>
 <b>Cropped from other photo</b>	 <b>Face covered with cloth</b>	 <b>Blurred image</b>

### Signature Specifications:

- a) Please draw a rectangular box of size 2 cm × 7 cm (Height × Width) on an A4 white paper. Sign with black or dark blue ink pen within this box.
- b) The signature with all CAPITAL LETTERS or in any other colour (other than black and blue) will NOT be accepted.
- c) Get the digital image of the rectangular box (with your signature inside) scanned by using a professional scanner. Crop it to the border of the box. Table 4.6 shows sample signatures which are acceptable and unacceptable.
- d) Signature and photograph should be only in .jpg or .jpeg format. Photo should be 35 X 45 mm. File size should be between 20 kb to 150 kb.

### Sample Signatures

Acceptable signatures				
				
Unacceptable signatures				
 Signature in other than blue or black ink	 Signature outside the rectangular box	 Signature in Capital Letters		

## Procedure for applying for Exam

### 1. Students can Apply for Exam by click on button “Apply for Exam ”

The screenshot shows the Swayam portal interface. At the top, there is a navigation bar with the Swayam logo and links for HOME, ALL COURSES, DASHBOARD, MY COURSES, MY CALENDAR, and MY PROGRESS. A user profile for 'Singh3' is visible, indicating they are logged in as a student. The main content area displays the course 'Introduction to Public Administration' by UzairPI UzairPI at Delhi University. The course is free and has a 0/5 rating. A table shows progress: 0 TUTORIALS, 0 CLASS, 0 TEST, and 0 ASSIGNMENT. The course is 200 hours long, an investment, and a credit certificate is awarded. The type is 'Scheduled'. An 'Apply for exam' button is prominently displayed.

### 2. Fill details & click on next button

The screenshot shows the 'SUBMISSION OF EXAM DATE / VENUE' form. The form is divided into two main sections: 'Personal details' and 'Contact details'. The 'Personal details' section includes fields for First name (preeti), Last name (student), Date of birth (08-Jun-1989), and Aadhaar number. A note states: 'Kindly note your certificate will have this name.' The 'Contact details' section includes fields for Address line 1 (fdgdf), Address line 2 (fdsg), Address line 3, City/Town/Village (dsf), State (Dehi), Post code (23123123), and Country (India). A note states: 'Kindly note, your certificate will be shipped to this address.'

### 3. Select exam locations & time slots

Country: India

*Kindly note, your certificate will be shipped to this address.*

#### Photo / Signature details.

Photo



Signature



SC / ST candidate ?

Yes, I'm a SC / ST candidate.

*Kindly note, your hall ticket will include this photo, signature, date of birth and Aadhar number for verification in the exam hall using a govt issued identity.*

#### Educational institutional details

University name:

Registration no:

College name:

Roll no:

*Kindly note, when you choose for automatic credit transfer, the above information will be used.*

Yes, I certify that all of the above information is correct. Proceed to exam center and payment.

YES, PROCEED TO EXAM LOCATION

NO, LET ME UPDATE MY PERSONAL DATA

## 4. Proceed to Payment

### SUBMISSION OF EXAM DATE / VENUE

Additional Information

**Exam Date / Venue**

Confirmation

(\*Denotes mandatory fields)

**Attention:** Kindly note, once the exam location is selected and paid online, it can be changed till 31/12/2017. If you choose to write multiple exams, please verify the dates and exam locations.

#### Course details

Exam date: 01/01/2018

Course name: Mobile Testing  
Course - Scheduled

#### Primary exam location

Exam state: Delhi

Exam city: Delhi

Exam slot: Morning Slot - 7 to 10 AM

*Kindly note, chose your 1st choice of exam city, and proffered slot. In case if we're not able to provide you either the city or slot, we'll try to allocate the secondary option.*

#### Secondary exam location

Exam state: Select State

Exam city:

Exam slot:

**Attention:** Kindly choose the right primary and secondary exam cities. Both the primary and secondary exam city can't be the same. Once payment is paid, can't be returned back.

Yes, I certify that all of the above information is correct. Proceed to exam center and payment.

YES, PROCEED TO PAYMENT

NO, SAVE THIS AS DRAFT AND CLOSE

# SUBMISSION OF EXAM DATE / VENUE

Additional Information

Exam Date / Venue

**Confirmation**

### Confirm Your Details

Personal details confirmed   Exam Location confirmed   Online payment Selection   Online payment Confirmation

[<<Back](#)

#### Confirmation

You're applying for exam towards the course **Mobile Testing Course - Scheduled** on **01/01/2018** and agree to pay ₹ **1.00**. You've chosen primary exam location as **Delhi, Delhi and Morning Slot - 7 to 10 AM**

#### Payment option

##### Choose a payment gateway

Exam fee: ₹ 1.00

Pay using credit card or debit card or net banking using CCAvenue payment gateway.

Pay using credit card or debit card or net banking using PayGov payment gateway.

[PAY ONLINE](#)   [CANCEL](#)

## 5. Pay fees online

#### Billing Information

preeti  
1234, 1234  
231231   dsf  
State   Select Country  
1234567890   preet\_student@yahoo.com  
Notes (Optional)

My Billing and Shipping address are different

#### Payment Information

Credit Card  
NetBanking > All Other Banks  
AvenuesTest

Note: We will redirect you to the bank you have chosen above. Once the bank verifies your net banking credentials, we will proceed with your payment.

Save your bank name with CCAvenue Checkout for future payments

**INR 1.00** (Total Amount Payable)

[Make Payment](#)   [Cancel](#)

#### ORDER DETAILS

Order #: C034289S037902TC000084666

Coupon Code  [Apply](#)

Order Amount 1.00

**Total Amount INR 1.00**

#### CC Avenue CHECKOUT

Checkout login for registered users only.

Enter Username

Enter Password

[Forgot Password?](#)   [Login](#)

## 6. Students can view that they have applied for exam

The screenshot displays the Swayam portal interface. At the top, there is a navigation bar with the Swayam logo on the left and links for 'HOME', 'ALL COURSES', 'DASHBOARD', 'MY COURSES', 'MY CALENDAR', and 'MY PROGRESS'. On the right, there are links for 'About SWAYAM', 'Equity', 'Universities', 'Institutions', and 'Learning Path'. A user profile for 'Singh' is shown, indicating the user is logged in as a student, with a last login time of 13/12/2018 11:51 (IST).

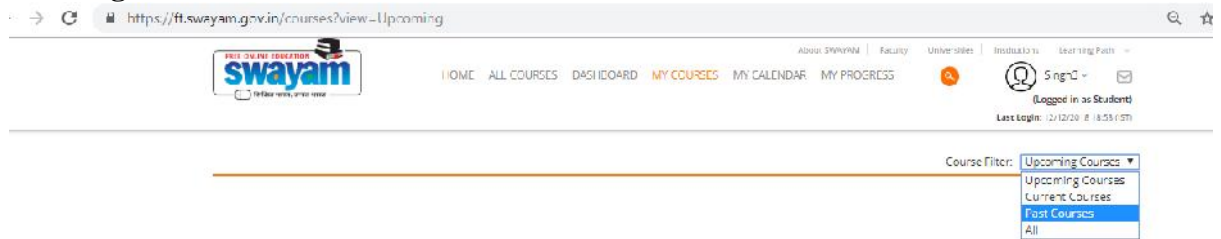
Below the navigation bar, a 'Course Filter' dropdown is set to 'Past Courses'. The main content area shows two course cards:

- Landscape Study**: Offered by UzairPI UzairPI at Delhi University. The start date is 16 Oct, 2018, and the end date is 15 Nov, 2018. The enrollment end date is 15 Nov, 2018. The course is free. It includes 0 Tutorials, 0 Classes, 0 Tests, and 0 Assignments. The course type is 'Investment' and 'Credit Certificate', and it is 'Scheduled'. The payment status is 'Paid'.
- Introduction to Public Administration**: Offered by UzairPI UzairPI at Delhi University. The course is free. The payment status is 'Paid'.

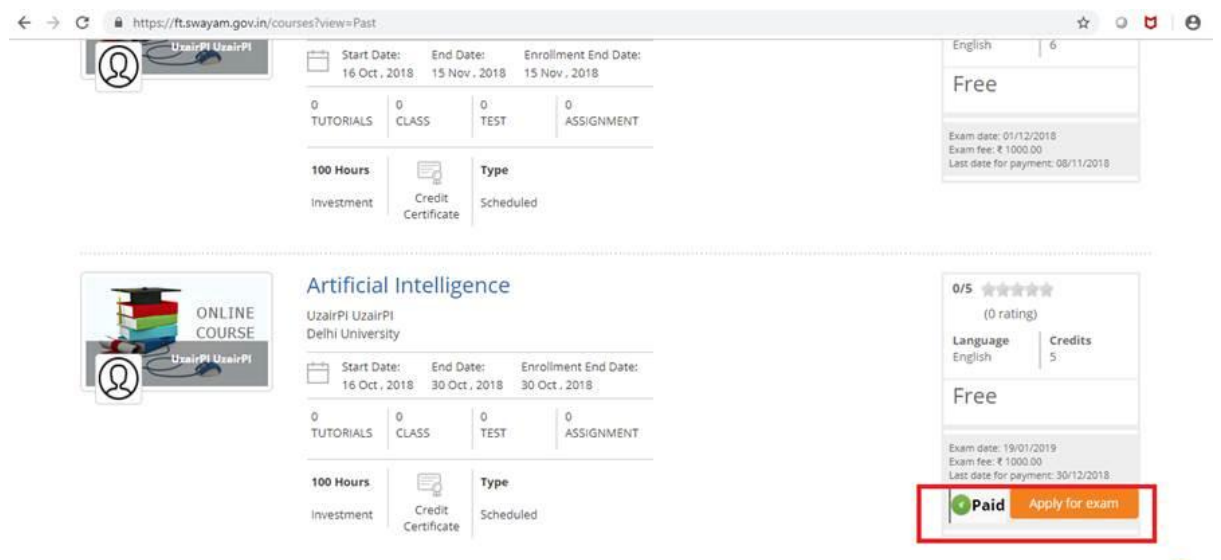


Students can Apply for Exam by click on button “Apply for Exam ”

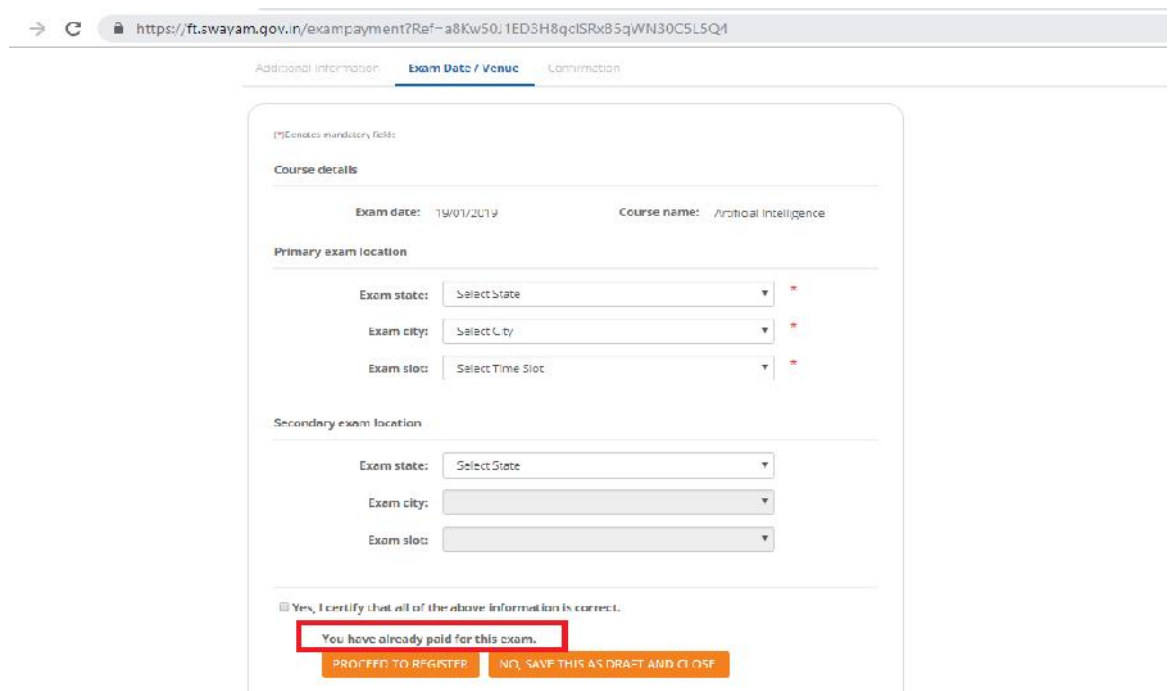
1. After login select “Past courses”



2. As Students have already paid the fees, the “paid” button will be there along with the “Apply for Exam ” button, the Students can Apply for Exam by click on button “Apply for Exam ” button.



3. Select exam locations & time slots



#### 4. “Proceed to Register” to apply the new schedule

Additional Information **Exam Date / Venue** Confirmation

Course details

Exam date: 19/01/2019 Course name: Artificial Intelligence

Primary exam location

Exam state: Maharashtra  
Exam city: Pune  
Exam slot: Morning Slot - 9 to 12 AM

Secondary exam location

Exam state: Select State  
Exam city:  
Exam slot:

Yes, I certify that all of the above information is correct.

You have already paid for this exam.

**PROCEED TO REGISTER** **NO, SAVE THIS AS DRAFT AND CLOSE**

#### 5. Post clicking “Proceed to Register” button, the student will be redirected to below screen

Additional Information Exam Date / Venue **Confirmation**

Confirm Your Details

Personal details confirmed Exam Location confirmed Online payment Selection Online payment Confirmation

Exam Registration Confirmation

**Congratulations!**

Your exam registration was successful. Your hall ticket will be issued as soon as we finalize the exam planning process.

**CLOSE**